

LAPORAN KINERJA YBM-BRI 2010

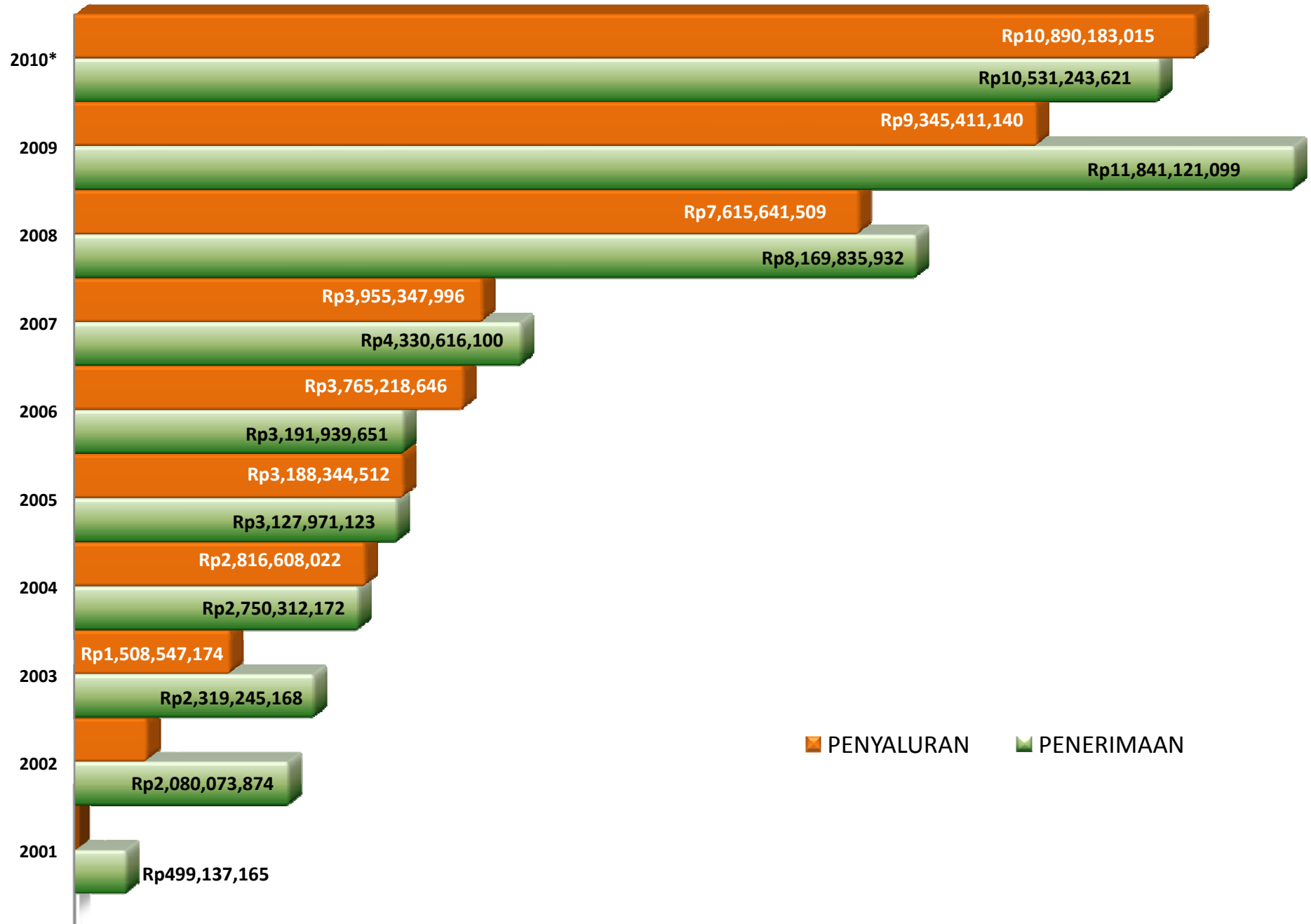
- A. Total Dana Yang Dikelola
- B. Perbandingan Penerimaan Dana Th 2009 dgn 2010
- C. Persentase Sumber Penerimaan
- D. Jumlah Penerima Bantuan
- E. Perbandingan Penyaluran asnaf 2009 Dgn 2010
- F. Penyaluran Berdasarkan Asnaf
- G. Penyaluran ZIS Berdasarkan Kanwil
- H. Alokasi Jenis Penyaluran ZIS Per Kanwil Tahun
- I. Pengembalian ZIS & Penyaluran Program Beasiswa Per Kanwil

Tabel 1: Jumlah Penerimaan dan Penyaluran YBM-BRI Tahun 2001-2010

TAHUN	PENERIMAAN (RP)	%	PENYALURAN (RP)	%	Saldo
2001	499,137,165		-		499,137,165
2002	2,080,073,874	317%	697,870,516		1,382,203,358
2003	2,319,245,168	11%	1,508,547,174	116%	810,697,994
2004	2,750,312,172	19%	2,816,608,022	87%	(66,295,850)
2005	3,127,971,123	14%	3,188,344,512	13%	(60,373,389)
2006	3,191,939,651	2%	3,765,218,646	18%	(573,278,995)
2007	4,330,616,100	36%	3,955,347,996	5%	375,268,104
2008	8,169,835,932	89%	7,615,641,509	93%	554,194,423
2009	11,841,121,099	45%	9,345,411,140	23%	2,495,709,959
2010*	10,531,243,621	-11%	10,890,183,015	17%	(358,939,394)
Total	48,841,495,905		43,783,172,530		5,058,323,374

*Non audited

PENERIMAAN & PENYALURAN DANA ZIS YBM-BRI 2001-2010



PERBANDINGAN PENERIMAAN DANA TAHUN 2009 & 2010

NO	JENIS PENERIMAAN	2010 (Rp)	2009 (Rp)	KENAIKAN/PENURUNAN	
				Rp	%
1.	Zakat, Infaq & Shodaqoh	9,833,284,782.93	8,903,919,069.97	929,365,712.96	10.44%
	a. Zakat	9,447,782,346.29	8,795,125,835.33	652,656,510.96	7.42%
	b. Infaq Shodaqoh	385,502,436.64	108,793,234.64	276,709,202.00	254.34%
2.	Dana Kemanusiaan	42,471,776.00	2,340,452,513.48	(2,297,980,737.48)	-98.19%
3.	Non ZIS	210,421,461.85	238,736,625.90	(28,315,164.05)	-11.86%
	a. Bunga Bank/Dana Non Halal	27,436,919.00	26,540,122.00	896,797.00	
	b. Bagi Hasil Syariah	182,984,542.85	196,496,303.90	(13,511,761.05)	
	c. Refund Pajak Bagi Hasil	-	15,700,200.00	(15,700,200.00)	
4.	Dana Bergulir	328,775,000.00	258,488,900.00	70,286,100.00	27.19%
5.	Lain-lain	116,290,600.00	99,523,990.00	16,766,610.00	16.85%
	a. Refund Dana	116,290,600.00	99,523,990.00	16,766,610.00	16.85%
Total Penerimaan		10,531,243,620.78	11,841,121,099.35	(1,309,877,478.57)	-11.06%

PERSENTASE SUMBER PENERIMAAN TAHUN 2010

NO	JENIS SUMBER PENERIMAAN	2010 (Rp)	%
1.	Zakat, Infaq & Shodaqoh	9,833,284,782.93	93.37%
	a. Zakat	9,447,782,346.29	89.71%
	b. Infaq Shodaqoh	385,502,436.64	3.66%
2.	Dana Kemanusiaan	42,471,776.00	0.40%
3.	Non ZIS	210,421,461.85	2.00%
	a. Bunga Bank/Dana Non Halal	27,436,919.00	0.26%
	b. Bagi Hasil Syariah	182,984,542.85	1.74%
	c. Refund Pajak Bagi Hasil	-	0.00%
4.	Dana Bergulir	328,775,000.00	3.12%
5.	Lain-lain	116,290,600.00	1.10%
	Refund Dana	116,290,600.00	1.10%
Total Penerimaan		10,531,243,620.78	100.00%

Perbandingan Penyaluran Asnaf tahun 2009 dengan 2010

NO	JENIS PENYALURAN	2010 Rp	2009 Rp	KENAIKAN/PENURUNAN	
				Rp	%
A. Asnaf Fuqara & Masakin		8,022,785,181.50	6,600,349,767.00	1,422,435,414.50	21.55%
1.	Bantuan Hidup	38,837,500.00	49,210,000.00	(10,372,500.00)	-21.08%
2.	Pendidikan	3,047,477,500.00	2,269,213,000.00	778,264,500.00	34.30%
3.	Bantuan Kesehatan	1,179,801,150.00	1,191,709,712.00	(11,908,562.00)	-1.00%
4.	Bantuan Bencana Alam & Kebakaran	879,249,100.00	695,613,800.00	183,635,300.00	26.40%
5.	Bantuan Usaha	788,211,000.00	426,831,125.00	361,379,875.00	84.67%
6.	Setoran ZIS ke Cabang	2,089,208,931.50	1,967,772,130.00	121,436,801.50	6.17%
B. Asnaf Ibnu Sabil		24,750,000.00	61,138,000.00	(36,388,000.00)	-59.52%
C. Asnaf Fisabilillah		1,840,310,400.00	1,763,413,200.00	76,897,200.00	4.36%
1.	Sarana Pendidikan	464,308,000.00	553,102,000.00	(88,794,000.00)	-16.05%
2.	Sarana Ibadah	571,055,000.00	611,191,200.00	(40,136,200.00)	-6.57%
3.	Pemberdayaan Marbot	333,000,000.00	229,000,000.00	104,000,000.00	45.41%
4.	Kegiatan Keagamaan	422,235,900.00	300,520,000.00	121,715,900.00	40.50%
5.	Berantas Buta Qur'an (BBQ)	49,711,500.00	69,600,000.00	19,888,500.00)	-28.58%
D. Asnaf Amilin		936,938,661.50	871,566,500.00	65,372,161.50	7.50%
E. 3 J dari Dana Non Halal		9,000,000.00	13,613,750.00	(4,613,750.00)	-33.89%
F. Lain - lain (Biaya)		56,398,772.09	33,690,923.20	22,707,848.89	67.40%
Total Penyaluran		10,890,183,015.09	9,343,772,140.20	1,546,410,874.89	16.55%

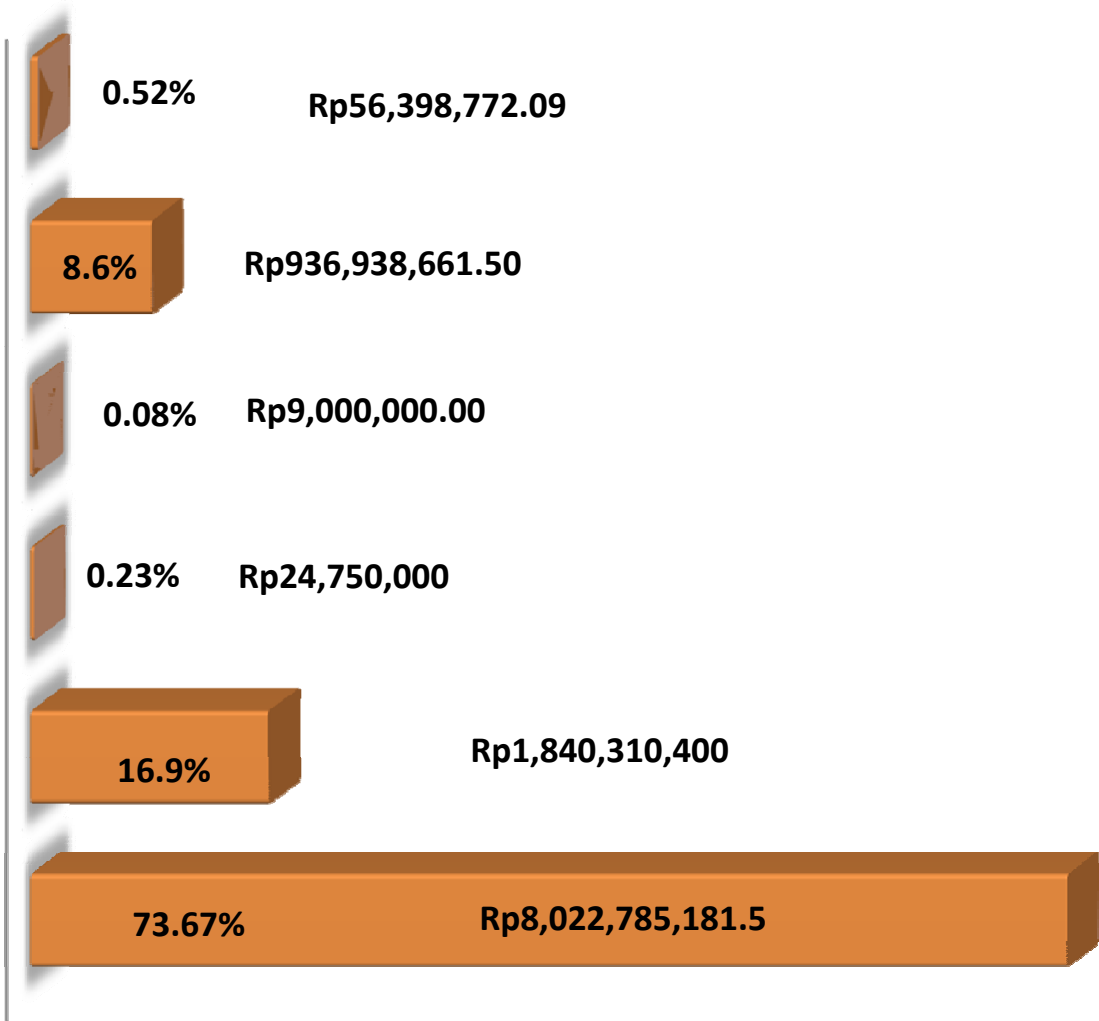
PEYALURAN BERDASARKAN ASNAF TH. 2010

NO	JENIS PENYALURAN	JUMLAH (Rp)	%
A. Asnaf Fuqara & Masakin		8,022,785,182	73.67%
1.	Bantuan Hidup	38,837,500	0.36%
2.	Pendidikan	3,047,477,500	27.98%
3.	Bantuan Kesehatan	1,179,801,150	10.83%
4.	Bantuan Bencana Alam & Kebakaran	879,249,100	8.07%
5.	Bantuan Usaha	788,211,000	7.24%
6.	Setoran ZIS ke Cabang	2,089,208,932	19.18%
B. Asnaf Ibnu Sabil		24,750,000	0.23%
C. Asnaf Fisabilillah		1,840,310,400	16.90%
1.	Sarana Pendidikan	464,308,000	4.26%
2.	Sarana Ibadah	571,055,000	5.24%
3.	Pemberdayaan Marbot	333,000,000	3.06%
4.	Kegiatan Keagamaan	422,235,900	3.88%
5.	Berantas Buta Qur'an (BBQ)	49,711,500	0.46%
D. Asnaf Amilin		936,938,662	8.60%
E. 3 J dari Dana Non Halal		9,000,000	0.08%
F. Lain - lain (Biaya		56,398,772	0.52%
Total Penyaluran		10,890,183,015	100.00%


JUMLAH PENERIMA BANTUAN

Tahun Penyaluran	PROGRAM BANTUAN					JUMLAH	
	Pendidikan	Kesehatan	Usaha Kecil	Bantuan Hidup	Marbot	(Orang)	%
2002	498	141	41	320		1,000	
2003	1,086	428	45	207		1,766	77%
2004	1,116	2,872	84	620		4,692	166%
2005	1,225	4,513	37	4,900		10,675	128%
2006	1,745	16,211	60	10,533		28,549	167%
2007	1,668	14,436	74	10,720		26,898	-6%
2008	1,874	15,971	213	34,500		52,558	95%
2009	2,144	13,320	197	4,163	109	19,824	-62%
2010	3,324	15,825	293	4,292	122	23,734	20%
SUB TOTAL	14,680	83,717	1,044	70,255	109		
Total Mustahik						169,696	

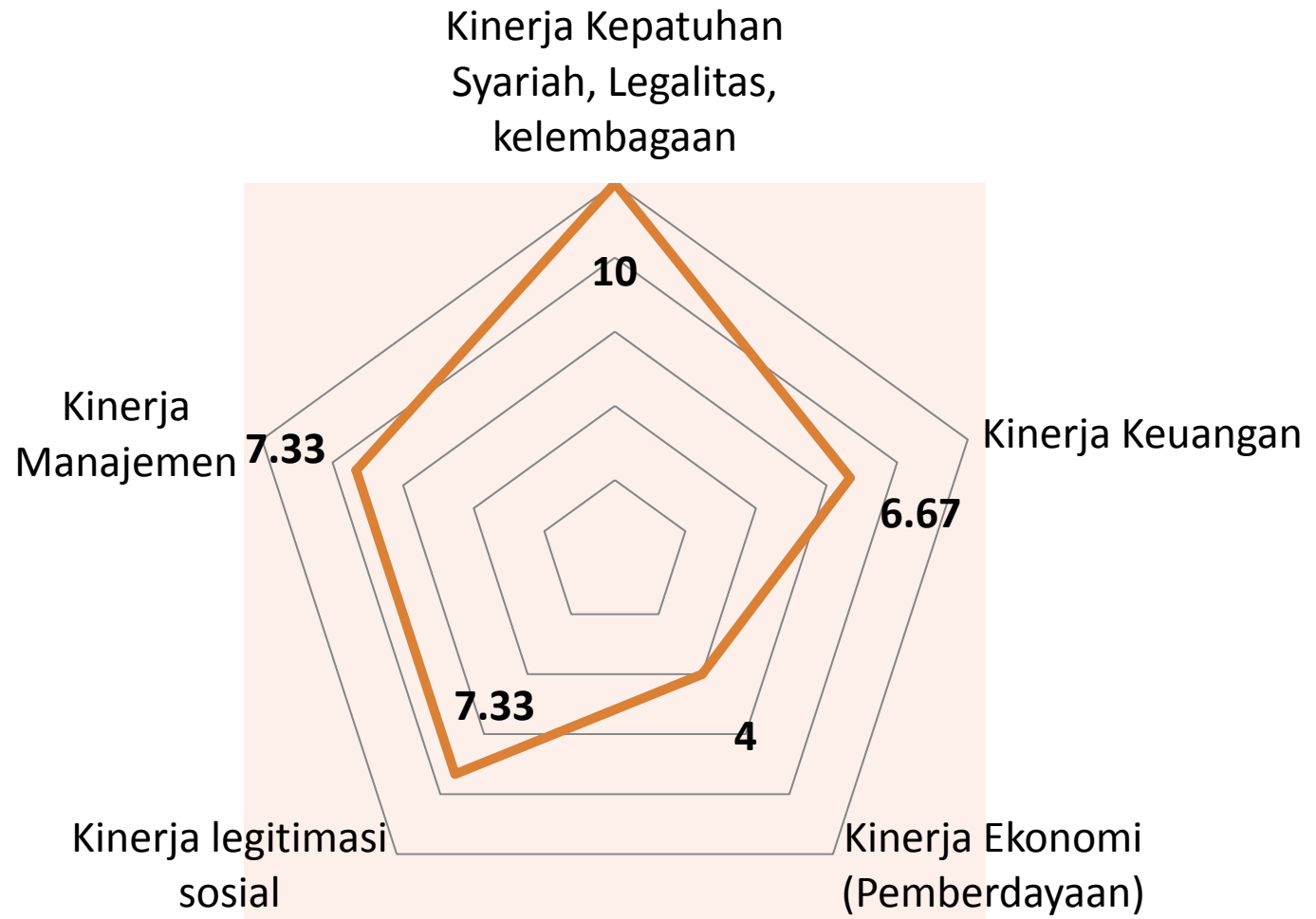
PENYALURAN BERDASARKAN ASNAF TAHUN 2010



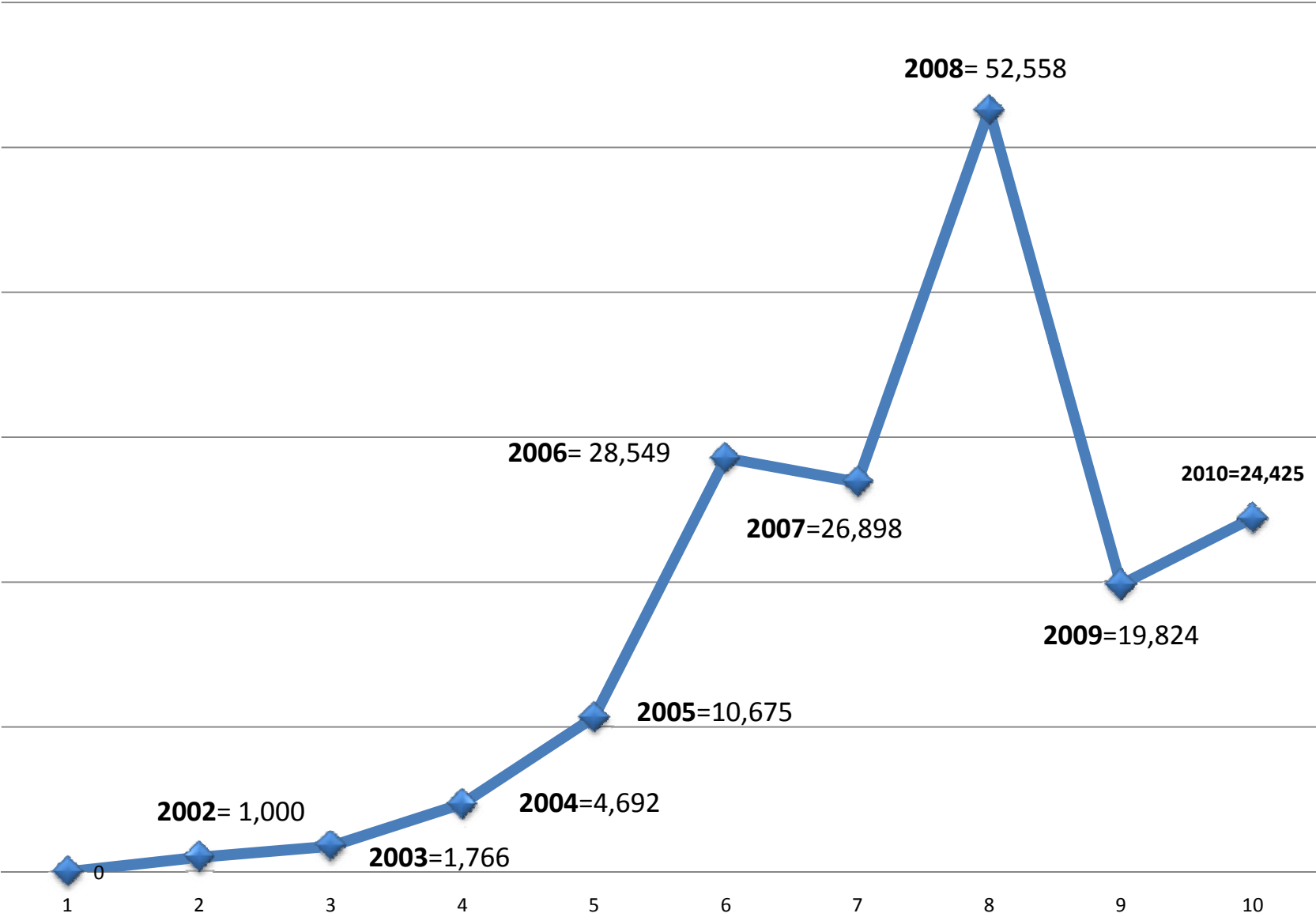
Penyaluran ke asnaf Faqir Miskin Tahun 2010



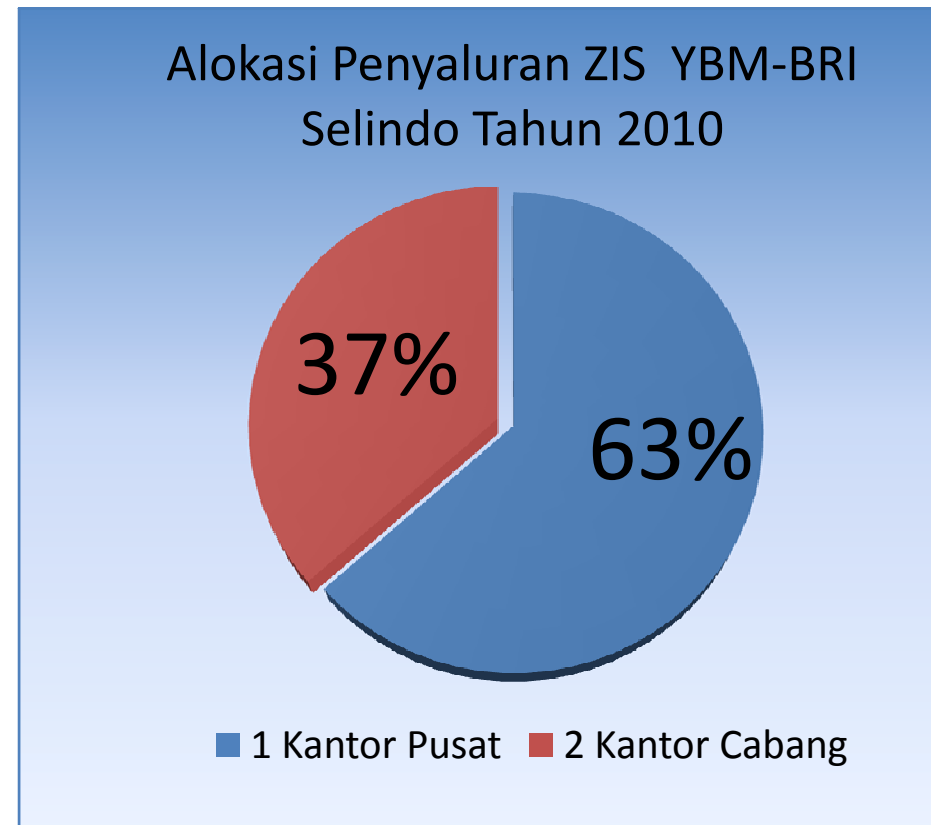
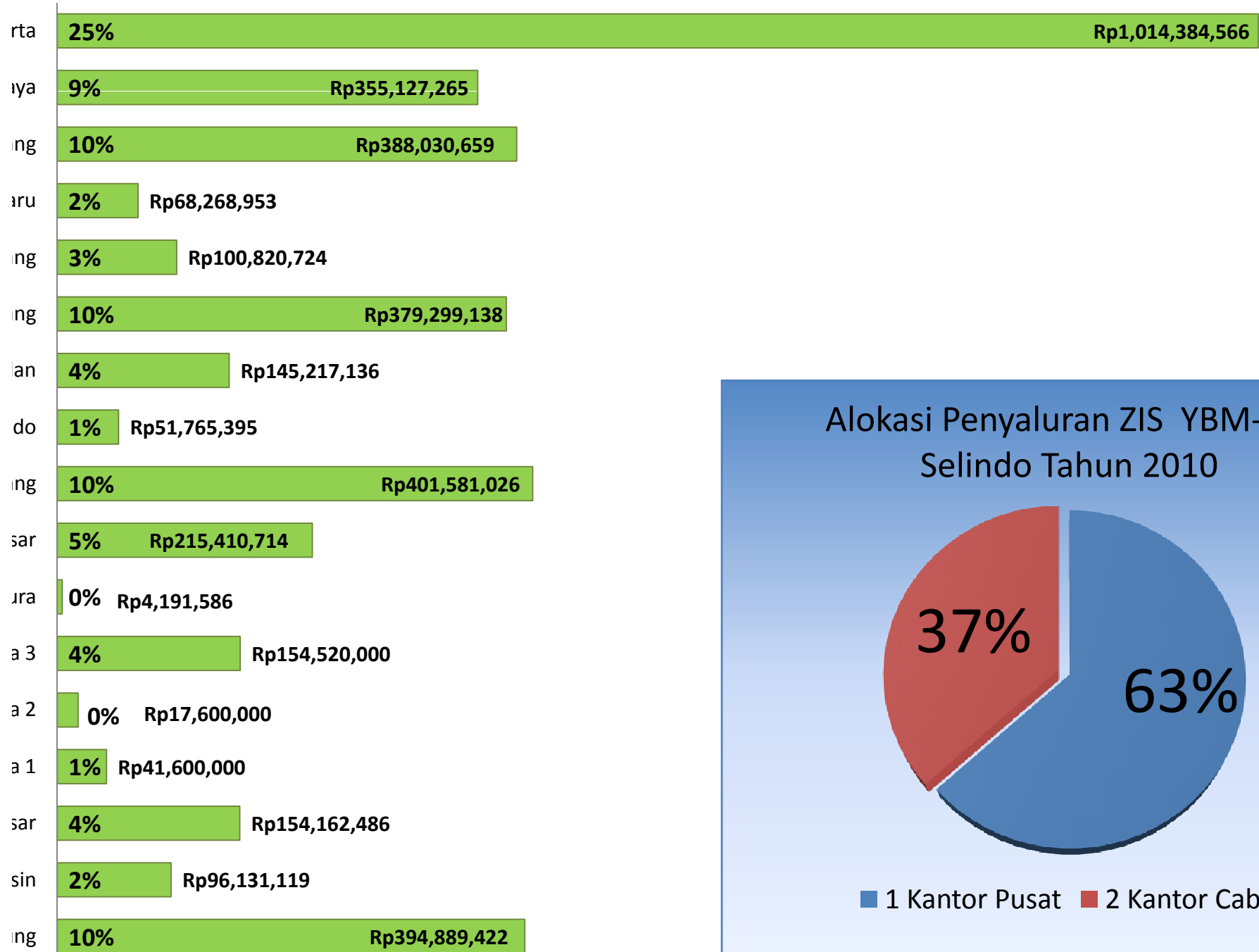
Penilaian Kinerja YBM-BRI Menurut IMZ Tahun 2010



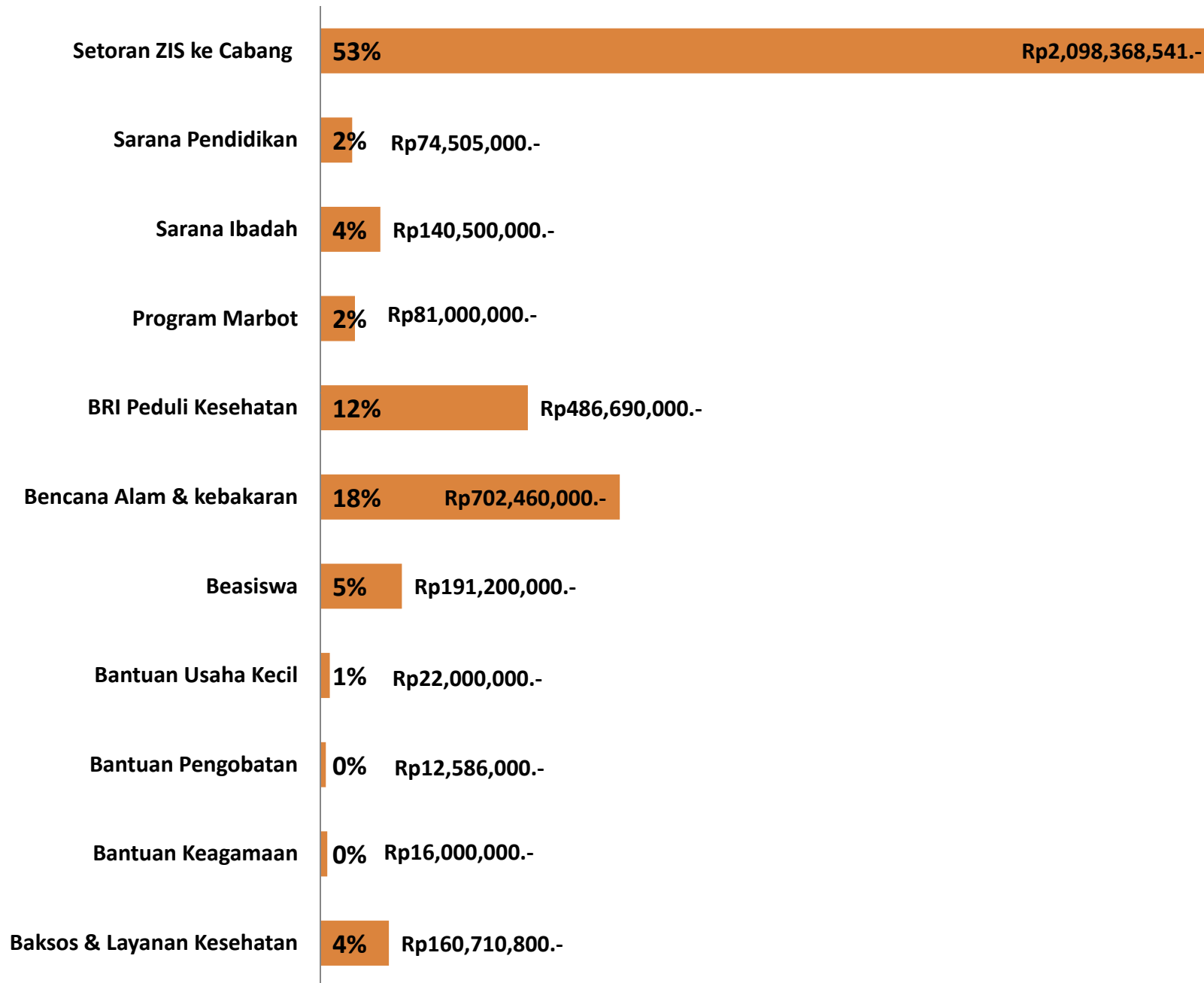
REKAP ITULASI MUSTAHIK TAHUN 2002-2010



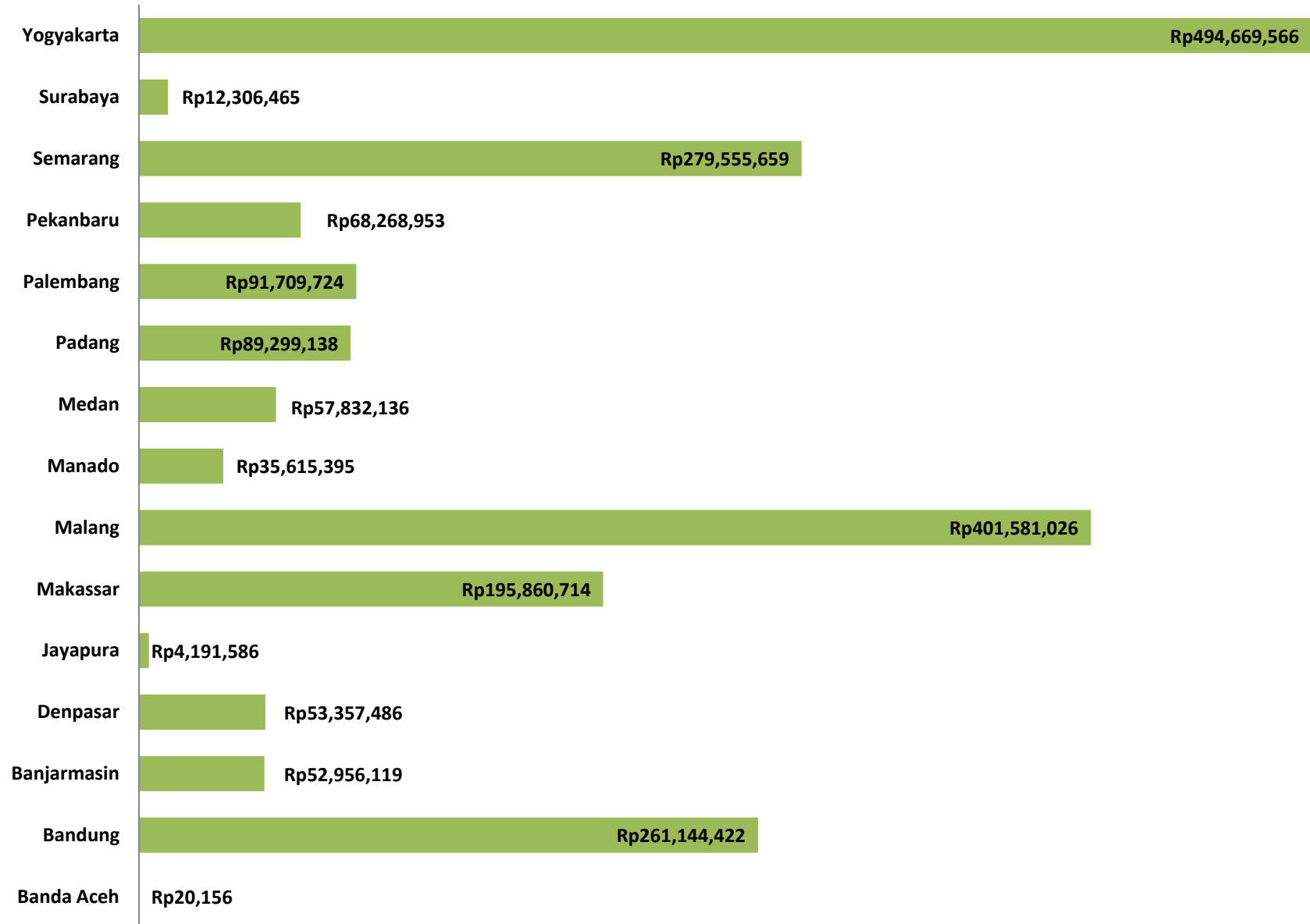
Penyaluran ZIS YBM-BRI Berdasarkan Kanwil BRI Selindo Tahun 2010



Alokasi Jenis Penyaluran ZIS Per Kanwil Tahun 2010



Pengembalian ZIS Per Kanwil Tahun 2010



Penyaluran Program Beasiswa Per Kanwil Tahun 2010

